

Artistic Space Beyond Display

65/55EV5C Video wall OLED Signage



LG Electronics introduces the innovative video wall OLED signage, 65/55EV5C, bringing maximum immersion for video wall. With its perfect picture quality and a revolutionary pencil-thin design, 65/55EV5C raises customer awareness, adding artistic value to the premium spaces.



Why OLED Technology?

Perfect Black

Limitless contrast and deepest black

Self-lighting pixels switch off completely to reproduce black. No light bleeding. Absolute black offers infinite contrast.



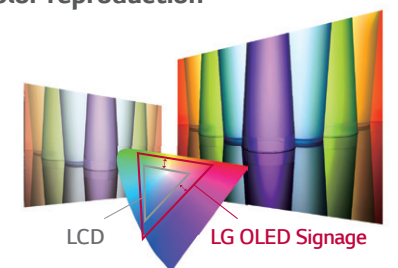
LCD

LG OLED Signage

Perfect Color

Accurate & stable color reproduction

Self-lighting pixels bring colors to life with superb accuracy.



LCD

LG OLED Signage

Perfect Viewing Screen

Wide viewing angle

LG OLED Signage delivers awe-inspiring picture quality across the entire screen, even from wide viewing angles.



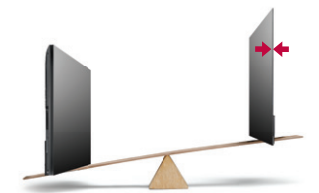
LCD

LG OLED Signage

Perfect Design

Slim and light

With just two layers, the LG OLED Signage display is unbelievably lightweight and thin.



LCD
88.5 mm
23 kg

VS

LG OLED Signage
7.9 mm*
9.7 kg

* 55" Screen only (excl. T-con Box, Signage Box)

Download LG Commercial Display Mobile App



Learn more www.lg.com/b2b

YouTube youtube.com/c/LGCommercialDisplay

LG may make changes to specifications and product descriptions without notice.
Copyright © 2017 LG Electronics Inc. All rights reserved. "LG Life's Good" is a registered trademark of LG Corp.
The names of products and brands mentioned here may be the trademarks of their respective owners.



Artistic Space Beyond Display

65/55EV5C Video wall OLED Signage



SUPER SIGN™

Screen Size
65", 55"

EV5C

- Brightness: 450/400 cd/m² (APL* 25%)
- Bezel: 1.2 mm (U/B/L/R) * Off-bezel
- Seam: 55" - 8.2 mm / 65" - 9.5 mm
- Depth: 7.9 mm * Screen only (excl. T-Con Box, Signage Box)
- Interface: HDMI, DP In/Out, IR In/Out, RS232C In/Out, RJ45 In/Out, Audio out (55" only), USB 3.0

Key Features

1 x N Expandability

Can enjoy much larger OLED display by tiling up in a horizontal position.




1 x 2



1 x 3



1 x 4



- 1 x N

* The product doesn't support N x N configuration (ex. 2x2, 2x3, ...) but 1 x N only.

Minimized Seam

Minimized seam provides more immersive viewing experience



Seam
(A to A: Active area to Active area)
55" 8.2 mm, 65" 9.5 mm

* The seam (A to A) of 55" Wallpaper tiling (Portrait): 21.7 mm

Specifications

	65EV5C	55EV5C		
PANEL	Screen Size	65"	55"	
	Panel Technology	OLED	OLED	
	Aspect Ratio	16:9	16:9	
	Native Resolution	3,840 x 2,160 (UHD)	1,920 x 1,080 (FHD)	
	Brightness	450/140 cd/m ² (APL*25%/100%)	400/100 cd/m ² (APL*25%/100%)	
	Color Gamut	129%	108%	
	Viewing Angle (H x V)	178 x 178	178 x 178	
	Response Time	Typ., 1 ms (G to G)	1 ms (G to G), 8 ms (MPRT)	
	Surface Treatment	Hard coating (2H), Anti-reflection	Hard coating (2H), Anti-reflection treatment of the front polarizer (Reflectance Typ. 1.0%)	
	Operation Hours	12 hrs/7days (Moving video only)	18 hrs/7days (Moving video only)	
Orientation	Portrait	Portrait		
CONNECTIVITY	Input	HDMI, DP		
	Output	DP, Audio (55" only)		
	External Control	RS232C in/out, IR out (55" only), RJ45 in/out, IR receiver, USB		
PHYSICAL SPECIFICATION	Bezel Color	Black	Black	
	Bezel Width	(Off Bezel) 1.2 / 1.2 / 1.2 / 1.2 mm (U/B/L/R) (On Bezel) 10.5 / 10.5 / 10.5 / 11.0 mm (U/B/L/R) (Seam) 9.5 mm	(Off-bezel) 1.2 / 1.2 / 1.2 / 1.2mm (U/B/L/R) (On-bezel) 8.7 / 8.7 / 9.3 / 12.4mm (U/B/L/R) (Seam) 8.2 mm	
	Dimension (W x H x D)	(Head) 1x2: 1,639 x 1,450.5 x 7.9 mm 1x3: 2,452 x 1,450.5 x 7.9 mm (Main Box) 390.2 x 423 x 24.2 mm (PSU Box) 523 x 243 x 56 mm	(Head) 1x2: 1,390.8 x 1,227.0 x 7.9 mm 1x3: 2,079.3 x 1,227.0 x 7.9 mm (T-Con Box) 312.2 x 213.4 x 16 mm (Signage Box) 412.6 x 222.4 x 64.3 mm	
	Weight	(Head) 1x2: 44 kg, 1x3: 66 kg (Main Box) 4.3 kg / ea (PSU Box) 3.9 kg / ea	(Head) 1x2: 19.76 kg, 1x3: 29.47 kg (T-Con Box) 1.6 kg / ea (Signage Box) 4.3 kg / ea	
	Carton Dimensions (W x H x D)	1x2: 1,940 x 1,120 x 536 mm 1x3: 1,940 x 1,120 x 646 mm	1x2: 1,370 x 1,120 x 482 mm 1x3: 1,370 x 1,120 x 482 mm	
	Packed Weight	1x2: 90.3 kg, 1x3: 119.6 kg	1x2: 78.2 kg, 1x3: 93.7 kg	
	SPECIAL FEATURES	Temperature Sensor, Cooling FAN, Tile Mode, Natural mode@Tile Mode, DPM Select, Energy Saving, File Play with USB, Internal Memory (55": 64GB, 65": 128GB), USB Cloning, Calibration Mode, DP daisy chain		
	ENVIRONMENT CONDITIONS	Operation Temperature	0 °C to 40 °C	0 °C to 40 °C
		Operation Humidity	10 % to 80 %	10 % to 80 %
	POWER	Power Supply	100-240V~, 50/60Hz	100-240V~, 50/60Hz
Power Type		Built-In Power	Built-In Power	
POWER CONSUMPTION	Typ.	230 W	190 W	
	DPM	3 W	3 W	
	Power off	0.5 W	0.5 W	
STANDARD (CERTIFICATION)	Safety	UL / cUL / CB / TUV / KC	UL / cUL / CB / TUV / KC	
	EMC	FCC Class "A" / CE / KCC	FCC Class "A" / CE / KCC	
	ErP/Energy Star	Yes / NA	Yes / NA	
MEDIA PLAYER COMPATIBILITY	OPS-Type Compatible	No	Yes	
	External Media Player Attachable	Yes	Yes	
SOFTWARE COMPATIBILITY	Content Management Software	SuperSign Premium	SuperSign Premium	
	Control and Monitoring Software	SuperSign C	SuperSign C	
ACCESSORIES	Basic (1 x 1)	Remote Controller (include battery 2ea), Power Cord, QSG, HDMI Cable (3M x 1ea for connection between T-Con box and signage box), Power Hanness Cable (3M x 1ea for connection between power box and signage box), IR receiver, Regulation Book, FFC Cables (120mm x 4ea), Phone to RS232C Gender, Phone to Phone (4pin) Cable, DP Cable, LAN Cable	Remote Controller (include battery 2ea), Power Cord, QSG, HDMI Cable (3M x 1ea for connection between T-Con box and signage box), Power Hanness Cable (3M x 1ea for connection between T-Con box and signage box), IR receiver, Regulation Book, Phone to RS232C Gender, Signage Box Jack Cover, T-Con Box Jack Cover, Signage Box Mounting Bracket, T-Con Box Mounting Bracket, FFC Cables (350mmx4ea, 1600mmx4ea for connection between panel and T-Con box), Phone to Phone (4pin) Cable, DP Cable, LAN Cable, LC Cable (VLC)	
	Optional	-	OPS Kit (KT-OPSA)	

* APL: Average Picture Level